

The information contained within this document is accurate at the date specified and is subject to change. Please view the listing online for the most up-to-date information.

6, 20A SYLVAIRE CLOSE FOR LEASE

Commercial Real Estate > Commercial Property for Lease





Location
Sylvan Lake, Alberta


Listing ID:
30240


MLS ID:
A2212927

\$12



 **CARL STEPP**
 (403) 358-9300

 RE/MAX real estate central alberta
 403-887-2217

 6, 20A Sylvaire Close , Sylvan Lake , Alberta T4S 2J8

Transaction Type For Lease	Days On Market 74	Lease Amount 12.00
Lease Frequency Monthly	Subdivision Beju Industrial Park	Year Built 2002
Structure Type Industrial	Property Type Commercial	Property Sub Type Industrial
Building Area (Sq. Ft.) 2100.00	Building Area (Sq. M.) 195.09	Inclusions n/a
Restrictions Call Lister	Reports Call Lister	

Industrial bay for lease with great highway 11A exposure. Front and rear parking. Office space, parts room, work bay (40x35) and large living space on upper. Overhead rear 14ft door. Lease is \$12 per square foot plus triple net.

Disclaimer - It is your responsibility to perform the appropriate due diligence to verify information provided by users or third parties on this website or in subsequent interactions. For more information see our website's [Terms of Use](#).

Data is supplied by Pillar 9™ MLS® System. Pillar 9™ is the owner of the copyright in its MLS® System. Data is deemed reliable but is not guaranteed accurate by Pillar 9™. The trademarks MLS®, Multiple Listing Service® and the associated logos are owned by The Canadian Real Estate Association (CREA) and identify the quality of services provided by real estate professionals who are members of CREA. Used under license.