

The information contained within this document is accurate at the date specified and is subject to change. Please view the listing online for the most up-to-date information.

29 BEJU INDUSTRIAL DRIVE FOR LEASE

Commercial Real Estate > Commercial Property for Lease





Location
Sylvan Lake, Alberta


Listing ID:
27650


MLS ID:
A2076221

\$16



 **CAMERON TOMALTY**
 (403) 350-0075

 **RE/MAX Commercial Properties**
 403-986-7777

 29 Beju Industrial Drive , Sylvan Lake , Alberta T4S 0B6

Transaction Type For Lease	Days On Market 672	Lease Amount 16.00
Lease Frequency Annually	Zoning CH	Subdivision Beju Industrial Park
Building Type Commercial Mix	Year Built 2016	Structure Type Mixed Use
Property Type Commercial	Property Sub Type Mixed Use	Legal Plan 1921973
Building Area (Sq. Ft.) 6000.00	Building Area (Sq. M.) 557.41	Inclusions N/A
Restrictions None Known	Reports Other Documents	

6,000 SF build to suite pad site available to lease next to a well kept, almost new building in Beju Industrial Park. There is easy access to and from Highway 20, and ample paved parking in front. Great location for your business to grow and thrive. Asking lease rate is \$16.00 per SF, and additional rent is set at \$5.50 per SF for the 2023 budget year.

Disclaimer - It is your responsibility to perform the appropriate due diligence to verify information provided by users or third parties on this website or in subsequent interactions. For more information see our website's [Terms of Use](#).

Data is supplied by Pillar 9™ MLS® System. Pillar 9™ is the owner of the copyright in its MLS® System. Data is deemed reliable but is not guaranteed accurate by Pillar 9™. The trademarks MLS®, Multiple Listing Service® and the associated logos are owned by The Canadian Real Estate Association (CREA) and identify the quality of services provided by real estate professionals who are members of CREA. Used under license.